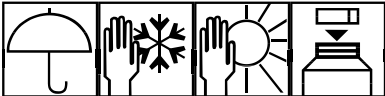


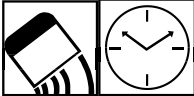



# TECHNICAL DATA SHEET

**Lite Weight®**  
Lightweight Filler

101340  
104101

<b>DESCRIPTION:</b>	<b>These heavy filling, smooth spreading, easy leveling, and easy sanding fillers offer excellent featheredge adhesion to bare steel, galvanized and other zinc coated steel, SMC, fiberglass and aluminum. They can also be used for cosmetic fiberglass and composite repairs. Their Non-Clog formulas add greater value in sandpaper savings.</b>																										
<b>USES:</b>	<b>FOR PROFESSIONAL USE ONLY</b> Use for heavy filling and repair of body damaged panels up to 6.3 mm in depth.																										
<b>STORAGE:</b>	 <p>Store in accordance with local regulations. Observe label precautions. Do not store above the following temperature: 25°C (77°F). Store in a cool, well-ventilated area away from incompatible materials and ignition sources. Keep away from: oxidising agents, strong alkalis, strong acids. No smoking. Prevent unauthorised access. Containers that have been opened must be carefully resealed and kept upright to prevent leakage. Do not empty into drains. Never return mixed product back into container.</p>																										
<b>PREPARATION:</b>	 <p>Prior to sanding, clean the entire repair area with soap and water, followed by a mild degreasing cleaning solvent. Sand repair area, removing only the paint. Use finer grit to remove any coarse sand scratches and to featheredge the paint. Remove dust.</p>																										
<b>MIXING:</b>	 <p><i>Use with Cream Hardener Only!</i> Measure hardener 2% by weight (approximately a ribbon of cream hardener from edge to edge across the center of a 10cm diameter puddle). Puddles larger than 10cm in diameter will require additional hardener. Mix thoroughly until uniform color is achieved.</p>																										
<b>APPLICATION:</b>	 <p>Apply in thin layers and spread smoothly. Allow to cure fully before finishing.</p>																										
<b>FINISHING:</b>	 <p>Sand to knock down high spots. Avoid coarse sand scratches outside the repair area during the initial cut. Finish sand and featheredge to remove scratches.</p>																										
<b>TECHNICAL SPECIFICATIONS:</b>	<table border="1" style="width: 100%; border-collapse: collapse;"> <tr> <td style="width: 50%;">Color</td> <td>Gray</td> </tr> <tr> <td>Physical state</td> <td>Liquid</td> </tr> <tr> <td>Flash Point</td> <td>Open cup: 41°C (105.8°F)</td> </tr> <tr> <td>pH</td> <td>7</td> </tr> <tr> <td>Relative Density</td> <td>1.19</td> </tr> <tr> <td>Vapour Density</td> <td>&gt;1 [Air = 1]</td> </tr> <tr> <td>Lower explosion limit</td> <td>Lower: 1.1% Upper: 6.1%</td> </tr> <tr> <td>Solubility</td> <td>Insoluble in the following materials: cold water and hot water.</td> </tr> <tr> <td>Weight</td> <td>373 g/L average</td> </tr> <tr> <td>Pot Life</td> <td>5-6 minutes</td> </tr> <tr> <td>Dry to Sand Time</td> <td>10-15 minutes</td> </tr> <tr> <td>Viscosity</td> <td>78,000 to 96,000 cps</td> </tr> <tr> <td>Shore D Hardness</td> <td>65 to 70 (24 hr. cure)</td> </tr> </table>	Color	Gray	Physical state	Liquid	Flash Point	Open cup: 41°C (105.8°F)	pH	7	Relative Density	1.19	Vapour Density	>1 [Air = 1]	Lower explosion limit	Lower: 1.1% Upper: 6.1%	Solubility	Insoluble in the following materials: cold water and hot water.	Weight	373 g/L average	Pot Life	5-6 minutes	Dry to Sand Time	10-15 minutes	Viscosity	78,000 to 96,000 cps	Shore D Hardness	65 to 70 (24 hr. cure)
Color	Gray																										
Physical state	Liquid																										
Flash Point	Open cup: 41°C (105.8°F)																										
pH	7																										
Relative Density	1.19																										
Vapour Density	>1 [Air = 1]																										
Lower explosion limit	Lower: 1.1% Upper: 6.1%																										
Solubility	Insoluble in the following materials: cold water and hot water.																										
Weight	373 g/L average																										
Pot Life	5-6 minutes																										
Dry to Sand Time	10-15 minutes																										
Viscosity	78,000 to 96,000 cps																										
Shore D Hardness	65 to 70 (24 hr. cure)																										

# TECHNICAL DATA SHEET

**Lite Weight®**  
Lightweight Filler

101340  
104101

	Lap Shear Adhesion at 20/40/60 min	689 / 787 / 663 psi
	Corrosion Resistance	500 hours Harsaw salt Spray Cabinet 200 hours at 100% RH
	Water Resistance	No blistering, wrinkling or softening after 24 hours immersion in water.
	Maximum allowable Heat	126.6°C (260°F) Surface Temperature
	Max. recommended Thickness (sanded)	6.3mm
	Contents and Caution	MSDS Available upon request
	VOC	2004/42/IIIB(b)(250)(92) IIB/b. Bodyfiller/stopper – all types. EU limit values: 250 g/l. (2007) This product contains a maximum of 92 g/l VOC.
	<b>Properties are typical values and should not be considered as sales specifications. Physical testing performed at approximately 25°C (77°F)/ 75% RH unless otherwise noted.</b>	
<b>SAFETY &amp; HANDLING:</b>	Read all directions and warnings prior to using Evercoat products. Material Safety Data Sheets can be found online at evercoat.com.	