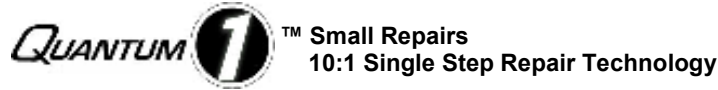


PRODUCT:



PART

NUMBER: 100475 24 fl. oz. pouch 6 units per case 14 lbs. per case

DESCRIPTION:

Quantum1 is Evercoat's first single step body repair technology. Its self leveling formula is specially engineered to fill smaller, single panel repairs and eliminates the need for finishing putty. Quantum1 utilizes patent pending 10:1 technology that is the successful integration of polyester and epoxy chemistries. As a result, Quantum1 has less shrinkage, better sandability and better repair quality than traditional body fillers and putties. Quantum1 also passes 500 hours salt spray (ASTM B117) and is compatible with HAPS-compliant and waterborne coatings.

Use with Quantum 10:1 BPO Catalyst (#457/458) only!

FEATURES & BENEFITS:

Feature/Advantages	Benefit
Eliminates finishing putty from the repair process	Saves time and money by simplifying the repair process and using less sandpaper.
Easy sanding	Saves time by eliminating coarse grit sand scratches that need to be removed prior to applying primer.
Catalyst available in two speeds! (Fast for conditions below 80°F/27°C or Slow for conditions above 80°F/27°C)	Saves money lost to reworking failed repairs due to over or under catalyzed filler or putty.

APPROVED SUBSTRATES:

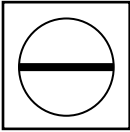
- Steel
- Galvanized Steel
- Aluminum
- SMC
- Fiberglass (cosmetic repairs only)
- For structural repairs prone to high degrees of stress and flexibility, use a fiber reinforced filler such as Everglass®, Kitty Hair® or Fiber Tech®.

PREPARATION:



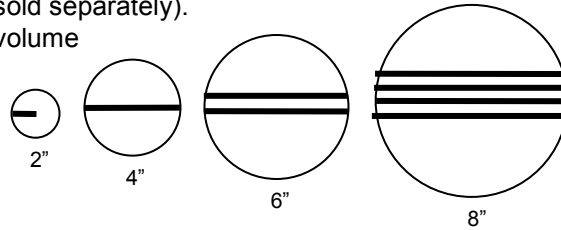
- Clean and degrease the entire panel to be repaired with soap and water, followed by wax and grease remover or a cleaning solvent. Thoroughly dry surface before repairing.
- Keep the repair area small. Sand the repair area with 80 grit sandpaper, removing the paint.
- Use 180 grit sandpaper to sand and featheredge the paint.

MIXING:



- Knead pouch of body repair material before using. Knead the Quantum 10:1 BPO Catalyst tube (#457/#458 sold separately).
- Measure catalyst 10% by volume

Examples:



- Fold catalyst into material until uniform color is achieved.

APPLICATION:



- Apply in thin layers and spread smoothly from edge-to-edge over the entire repair area. Do not blob on or apply all at once as this causes pinholes. To ensure best adhesion apply firm pressure with spreader when applying.

FINISH:



- Sandable in approximately 10-12 minutes at 70°F/21°C. Sand hardened material with 180 grit sandpaper.
- DA sand and featheredge with 180 grit or finer. This will provide a smoother finish and reduce the number of coats of primer required for a quality finish.

TECHNICAL SPECIFICATIONS:

Appearance	White colored paste
VOC	Packaged: 1.56 lbs/gal (187 g/L) Applied: 0.40 lbs/gal (48 g/L)
Weight per Gallon	8.50 lbs/gal (1.019 kg/L)
Gel Time	3-4 minutes
Sand Time	10-12 minutes
Shore D Hardness	60 (24 hour cure)
Max Recommended Thickness (sanded)	1/4 inch
Contents and Cautions	MSDS available upon request

NOTE: Properties are typical values and should not be considered as sales specifications. Physical testing performed at approximately 70°F (21°C) / 75% RH unless otherwise noted.

SAFETY & HANDLING:

Read all directions and warnings prior to using Evercoat products. Material Safety Data Sheets can be found online at www.evercoat.com.

NOTES:

Never return mixed filler to container

Keep container closed and store in a cool dry place

Use with Quantum 10:1 BPO Catalyst (#457/458) only!



a division of Illinois Tool Works Inc. | 6600 Cornell Road | Cincinnati, OH 45242 | (513) 489-7600
Made and Printed in the U.S. | ©2008 Evercoat

evercoat.com