






# TECHNICAL DATA SHEET

**EuroGold™**  
Filler

104271

<b>DESCRIPTION:</b>	<b>Quality resins and enhanced performance characteristics are used to create these stain-free, tack-free, easy mixing, and easy sanding stoppers.</b>																												
<b>USES:</b>	<b>FOR PROFESSIONAL USE ONLY</b> An easy leveling stopper offering superior adhesion and easy sanding. Use for heavy filling and repair of damaged panels up to 6.3 mm in depth. It can be used over bare steel, galvanized and other zinc coated steel, SMC, fiberglass and aluminum. It can also be used for cosmetic fiberglass and composite repairs.																												
<b>STORAGE:</b>	 <p>Store in accordance with local regulations. Observe label precautions. Do not store above the following temperature: 25°C (77°F). Store in a cool, well-ventilated area away from incompatible materials and ignition sources. Keep away from: oxidising agents, strong alkalis, strong acids. No smoking. Prevent unauthorised access. Containers that have been opened must be carefully resealed and kept upright to prevent leakage. Do not empty into drains. Never return mixed product back into container.</p>																												
<b>PREPARATION:</b>	 <p>Prior to sanding, clean the entire repair area with soap and water, followed by a mild degreasing cleaning solvent. Sand repair area, removing only the paint. Use finer grit to remove any coarse sand scratches and to featheredge the paint. Remove dust.</p>																												
<b>MIXING:</b>	 <p><i>Use with Cream Hardener Only!</i> Measure hardener 2% by weight (approximately a ribbon of cream hardener from edge to edge across the center of a 10cm diameter puddle). Puddles larger than 10cm in diameter will require additional hardener. Mix thoroughly until uniform color is achieved.</p>																												
<b>APPLICATION:</b>	 <p>Apply in thin layers and spread smoothly. Allow to cure fully before finishing.</p>																												
<b>FINISHING:</b>	 <p>Sand to knock down high spots. Avoid coarse sand scratches outside the repair area during the initial cut. Finish sand and featheredge to remove scratches.</p>																												
<b>TECHNICAL SPECIFICATIONS:</b>	<table border="1" style="width: 100%; border-collapse: collapse;"> <tr> <td>Color</td> <td>Yellow</td> </tr> <tr> <td>Flash Point</td> <td>Open cup: 34°C (93.2°F)</td> </tr> <tr> <td>pH</td> <td>N/A</td> </tr> <tr> <td>Relative Density</td> <td>1.12</td> </tr> <tr> <td>Vapour Density</td> <td>&gt;1 [Air = 1]</td> </tr> <tr> <td>Lower explosion limit</td> <td>Lower: 1.1%</td> </tr> <tr> <td></td> <td>Upper: 6.1%</td> </tr> <tr> <td>Solubility</td> <td>Insoluble in the following materials: cold water and hot water.</td> </tr> <tr> <td>Weight</td> <td>1114.4 g/L average</td> </tr> <tr> <td>Pot Life</td> <td>3-5 minutes</td> </tr> <tr> <td>Dry to Sand Time</td> <td>20 minutes</td> </tr> <tr> <td>Viscosity</td> <td>150,000 to 200,000 cps</td> </tr> <tr> <td>Shore D Hardness</td> <td>70 to 75 (24 hr. cure)</td> </tr> <tr> <td>Lap Shear Adhesion at 20/40/60 min</td> <td>825 psi (minimum on sanded steel)</td> </tr> </table>	Color	Yellow	Flash Point	Open cup: 34°C (93.2°F)	pH	N/A	Relative Density	1.12	Vapour Density	>1 [Air = 1]	Lower explosion limit	Lower: 1.1%		Upper: 6.1%	Solubility	Insoluble in the following materials: cold water and hot water.	Weight	1114.4 g/L average	Pot Life	3-5 minutes	Dry to Sand Time	20 minutes	Viscosity	150,000 to 200,000 cps	Shore D Hardness	70 to 75 (24 hr. cure)	Lap Shear Adhesion at 20/40/60 min	825 psi (minimum on sanded steel)
Color	Yellow																												
Flash Point	Open cup: 34°C (93.2°F)																												
pH	N/A																												
Relative Density	1.12																												
Vapour Density	>1 [Air = 1]																												
Lower explosion limit	Lower: 1.1%																												
	Upper: 6.1%																												
Solubility	Insoluble in the following materials: cold water and hot water.																												
Weight	1114.4 g/L average																												
Pot Life	3-5 minutes																												
Dry to Sand Time	20 minutes																												
Viscosity	150,000 to 200,000 cps																												
Shore D Hardness	70 to 75 (24 hr. cure)																												
Lap Shear Adhesion at 20/40/60 min	825 psi (minimum on sanded steel)																												

# TECHNICAL DATA SHEET

**EuroGold™**  
Filler

104271

	Corrosion Resistance	500 hours Harsaw salt Spray Cabinet 200 hours at 100% RH
	Water Resistance	No blistering, wrinkling or softening after 24 hours immersion in water.
	Max. recommended Thickness (sanded)	6.3 mm
	Contents and Caution	MSDS Available upon request
	VOC	2004/42/IIB(b)(250)(76) IIB/b. Bodyfiller/stopper – All types. EU limit values: 250g/l. (2007) This product contains a maximum of 76 g/l VOC.
	<b>Properties are typical values and should not be considered as sales specifications. Physical testing performed at approximately 25°C (77°F)/ 75% RH unless otherwise noted.</b>	
<b>SAFETY &amp; HANDLING:</b>	Read all directions and warnings prior to using Evercoat products. Material Safety Data Sheets can be found online at evercoat.com.	