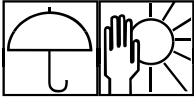





TECHNICAL DATA SHEET

Multi-Fix Plastic Repair

104898

DESCRIPTION:	Multi-Fix plastic repair is a two component epoxy repair material that provides speed, incredible strength and sandability. This fast setting epoxy simplifies the plastic repair process by eliminating substrate identification and adhesion promoter. Multi-Fix is ideal for fixing tears, nicks, and gouges in plastic parts and other quick fix applications.																				
USES:	FOR PROFESSIONAL USE ONLY This epoxy material is used for repairs on fiberglass, SMC, PUR, RRIM, PP, TPO, and other automotive plastics.																				
STORAGE:	 <p>Store in accordance with local regulations. Observe label precautions. Store in a cool, well-ventilated area away from incompatible materials and ignition sources. Keep away from heat and direct sunlight. Keep away from: oxidizing agents, strong alkalis, strong acids, amines, alcohols, water. No smoking. Prevent unauthorized access. Containers that have been opened must be carefully resealed and kept upright to prevent leakage. Do not empty into drains.</p>																				
PREPARATION:	 <p>Wash repair area with soap and warm water. Allow to dry thoroughly. Compressed air or heat may be applied to accelerate dry time. Apply Panel Prep to a clean, lint-free cloth and wipe repair area. Wipe from the center of the repair area to the outside. Wipe the area dry with a clean, dry cloth. Sand and taper repair area according to recommendations. Re-clean area with Panel Prep.</p>																				
MIXING:	 <p>Equalize the cartridge to remove any air. Gun out a bead of adhesive the length of the static mix tip to check for proper mix.</p>																				
APPLICATION:	 <p>Apply Epoxy Adhesive. Allow to cure, then sand surface. Re-clean with Panel Prep.</p>																				
FINISHING:	Apply primer surfacer according to paint manufacturer's recommendation.																				
TECHNICAL SPECIFICATIONS:	<table border="1" style="width: 100%; border-collapse: collapse;"> <tr> <td style="width: 50%;">Color</td> <td>Dark Grey Paste</td> </tr> <tr> <td>Physical state</td> <td>Paste</td> </tr> <tr> <td>Specific Gravity/ Density</td> <td>1.02 – 1.10 kg/L</td> </tr> <tr> <td>Solubility</td> <td>Insoluble in water</td> </tr> <tr> <td>Work Time</td> <td>4-6 minutes</td> </tr> <tr> <td>Sanding Time</td> <td>15-20 minutes</td> </tr> <tr> <td>Paint Time</td> <td>30 minutes</td> </tr> <tr> <td>Full Cure</td> <td>4-6 hours</td> </tr> <tr> <td>Contents and Caution</td> <td>MSDS available upon request</td> </tr> <tr> <td>VOC</td> <td>.75 g/L</td> </tr> </table>	Color	Dark Grey Paste	Physical state	Paste	Specific Gravity/ Density	1.02 – 1.10 kg/L	Solubility	Insoluble in water	Work Time	4-6 minutes	Sanding Time	15-20 minutes	Paint Time	30 minutes	Full Cure	4-6 hours	Contents and Caution	MSDS available upon request	VOC	.75 g/L
Color	Dark Grey Paste																				
Physical state	Paste																				
Specific Gravity/ Density	1.02 – 1.10 kg/L																				
Solubility	Insoluble in water																				
Work Time	4-6 minutes																				
Sanding Time	15-20 minutes																				
Paint Time	30 minutes																				
Full Cure	4-6 hours																				
Contents and Caution	MSDS available upon request																				
VOC	.75 g/L																				
SAFETY & HANDLING:	Read all directions and warnings prior to using Evercoat products. Material Safety Data Sheets can be found online at evercoat.com .																				