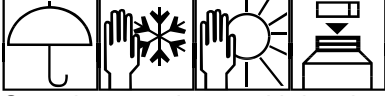
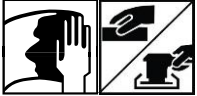

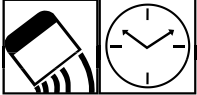



# TECHNICAL DATA SHEET

**Poly-Flex™**

103227

Flexible Polyester Glazing Putty

<p><b>USES:</b></p>	<p><b>FOR PROFESSIONAL USE ONLY</b>                  A flexible polyester putty designed for filling minor imperfections in flexible bumpers and plastic parts prior to applying spray filler. Approved surfaces: Most rigid, semi-rigid, and flexible plastics, steel, zinc coated steel, and aluminum.</p>																												
<p><b>STORAGE:</b></p>	<p></p> <p>Store in accordance with local regulations. Observe label precautions. Do not store above the following temperature: 25°C (77°F). Store in a cool, well-ventilated area away from incompatible materials and ignition sources. Keep away from: oxidising agents, strong alkalis, strong acids. No smoking. Prevent unauthorised access. Containers that have been opened must be carefully resealed and kept upright to prevent leakage. Do not empty into drains. Never return mixed product back into container.</p>																												
<p><b>PREPARATION:</b></p>	<p></p> <p>Prior to sanding, clean the entire repair area with soap and water, followed by a mild degreasing cleaning solvent. Sand repair area, removing only the paint. Use finer grit to remove any coarse sand scratches and to featheredge the paint. Remove dust. Surface must be completely dry before application.</p>																												
<p><b>MIXING:</b></p>	<p></p> <p><i>Use with Cream Hardener Only!</i>                  Measure hardener 2% by weight (approximately a ribbon of cream hardener from edge to edge across the center of a 10cm diameter puddle). Puddles larger than 10cm in diameter will require additional hardener. Mix thoroughly until uniform color is achieved.</p>																												
<p><b>APPLICATION:</b></p>	<p></p> <p>Apply in thin layers using firm pressure to ensure best adhesion. Spread smoothly. Apply additional layers building area slightly higher than the surface to allow for sanding. Do not apply over fresh or uncured coatings. Allow to cure fully before finishing.</p>																												
<p><b>FINISHING:</b></p>	<p></p> <p>Sand to knock down high spots. Avoid coarse sand scratches outside the repair area during the initial cut. Finish sand and featheredge to remove scratches.</p>																												
<p><b>TECHNICAL SPECIFICATIONS:</b></p>	<table border="1"> <tr> <td>Color</td> <td>Gray</td> </tr> <tr> <td>Physical state</td> <td>Liquid</td> </tr> <tr> <td>Flash Point</td> <td>Open cup: 35°C (95°F)</td> </tr> <tr> <td>Relative Density</td> <td>1.02</td> </tr> <tr> <td>Vapour Density</td> <td>&gt;1 [Air = 1]</td> </tr> <tr> <td>Lower explosion limit</td> <td>Lower: 1.1%</td> </tr> <tr> <td></td> <td>Upper: 6.1%</td> </tr> <tr> <td>Solubility</td> <td>Insoluble in the following materials: cold water and hot water.</td> </tr> <tr> <td>Weight</td> <td>1018.5 g/L average</td> </tr> <tr> <td>Pot Life</td> <td>5-6 minutes</td> </tr> <tr> <td>Dry to Sand Time</td> <td>20-25 minutes</td> </tr> <tr> <td>Viscosity</td> <td>30,000 cps</td> </tr> <tr> <td>Shore D Hardness</td> <td>60 to 65 (24 hr. cure)</td> </tr> <tr> <td>Max. recommended Thickness (sanded)</td> <td>3 mm</td> </tr> </table>	Color	Gray	Physical state	Liquid	Flash Point	Open cup: 35°C (95°F)	Relative Density	1.02	Vapour Density	>1 [Air = 1]	Lower explosion limit	Lower: 1.1%		Upper: 6.1%	Solubility	Insoluble in the following materials: cold water and hot water.	Weight	1018.5 g/L average	Pot Life	5-6 minutes	Dry to Sand Time	20-25 minutes	Viscosity	30,000 cps	Shore D Hardness	60 to 65 (24 hr. cure)	Max. recommended Thickness (sanded)	3 mm
Color	Gray																												
Physical state	Liquid																												
Flash Point	Open cup: 35°C (95°F)																												
Relative Density	1.02																												
Vapour Density	>1 [Air = 1]																												
Lower explosion limit	Lower: 1.1%																												
	Upper: 6.1%																												
Solubility	Insoluble in the following materials: cold water and hot water.																												
Weight	1018.5 g/L average																												
Pot Life	5-6 minutes																												
Dry to Sand Time	20-25 minutes																												
Viscosity	30,000 cps																												
Shore D Hardness	60 to 65 (24 hr. cure)																												
Max. recommended Thickness (sanded)	3 mm																												

# TECHNICAL DATA SHEET

**Poly-Flex™**

Flexible Polyester Glazing Putty

103227

	Contents and Caution      MSDS Available upon request
	2004/42/IIIB(b)(250)(97)
VOC	IIIB/b. Bodyfiller/stopper – All types. EU limit values: 250g/l. (2007) This product contains a maximum of <b>97 g/l VOC</b> .
	<b>Properties are typical values and should not be considered as sales specifications.</b> <b>Physical testing performed at approximately 25°C (77°F)/ 75% RH unless otherwise noted.</b>
<b>SAFETY &amp; HANDLING:</b>	Read all directions and warnings prior to using Evercoat products. Material Safety Data Sheets can be found online at evercoat.com.